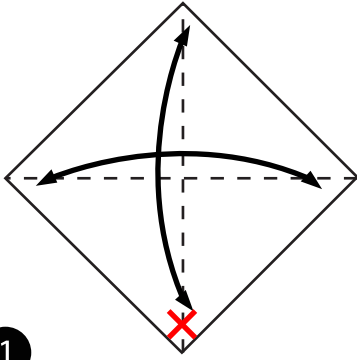
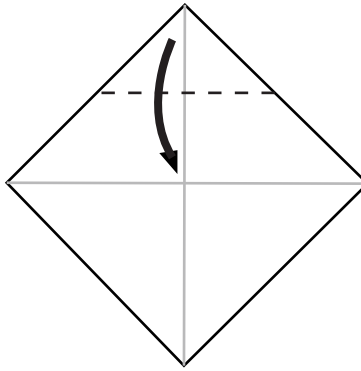


The front side of your paper has stripes on it. In these instructions, this side is indicated with the color pink.



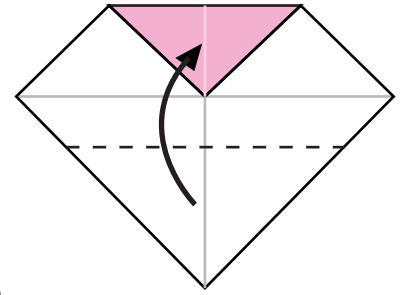
1

Flip your paper over. The red X should be positioned in the bottom corner. Fold and unfold the corners of the paper towards each other.



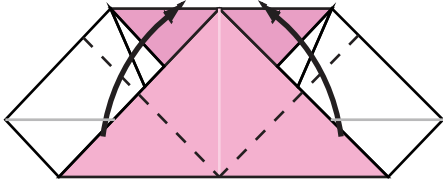
2

Fold the top corner downwards towards the center, so that the top corner touches the crease in the middle of the paper.



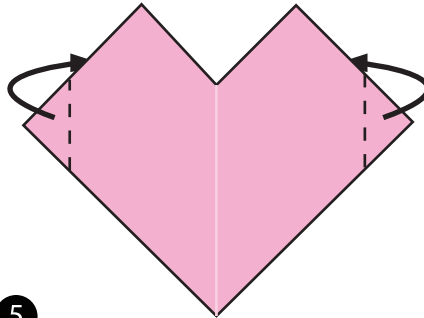
3

Fold the bottom corner upwards towards the top, so that it touches the top of the paper.



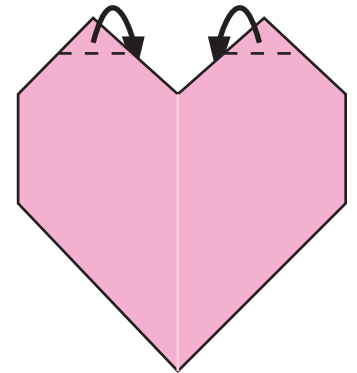
4

Fold the corners inward, so that the bottom corners touch the center crease.




5

Fold the side corners towards the back.



6

Fold the top corners downward towards the back



7